

2008 SUMMARY

FINANCIAL HIGHLIGHTS 2004 – 2008

Group Turnover

€2,090m

Operating Surplus

€24.3

Surplus before Taxation

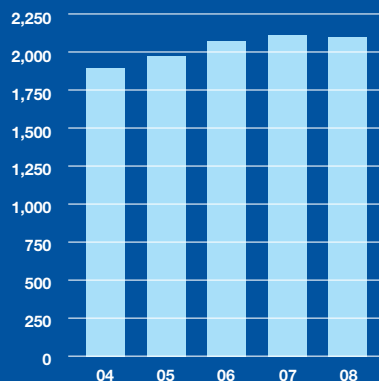
€15.9m

Members' Funds

€358.6m

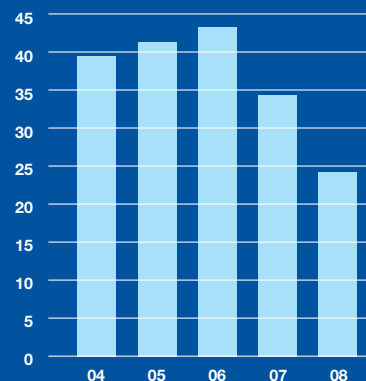
GROUP TURNOVER

'million



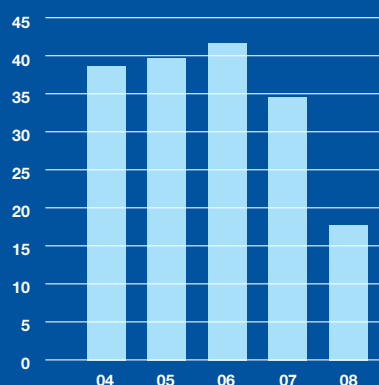
OPERATING SURPLUS

'million



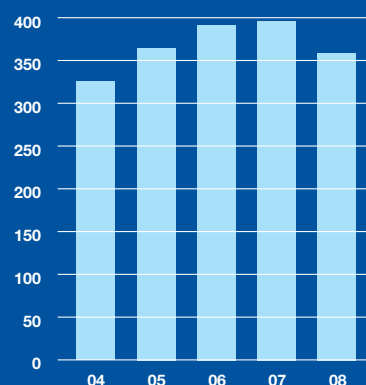
SURPLUS BEFORE TAXATION AND EXCEPTIONAL ITEMS

'million



MEMBERS' FUNDS

'million



GROUP ASSETS & LIABILITIES

ASSETS	m	LIABILITIES	m
Cash	5	Pensions	18
Debtors	241	Provisions	2
Stock	408	Borrowings	212
Tangible Fixed Assets	122	Creditors	220
Goodwill	23	Members' Funds	359
Other Financial Assets	12		